

## ACI Racing Weekend Imola, 1-2 Giugno 2024

### Camp. Ita. Gran Turismo Sprint GTCup - Classifica Libere 2

Imola Circuit 4.909 m

1 / 3

	Condotto 1 Num. Concorrente	Condotto 2 Team	Auto	Classe	Tempo	Dist.	Media	Giri
1	<b>163 ZANON Ignazio (ITA)</b> VSR	<b>TRIBAUDINI Stephane (FRA)</b> VSR	LAMBORGHINI HURACÁN ST EVO 2	GTC1P	<b>1'46.623</b>		165,747	16
2	<b>196 ALI Largim (DNK)</b> TARGET RACING	<b>GIANNONI Raffaele (ITA)</b> Target Racing	LAMBORGHINI HURACÁN ST EVO 2	GTC1P	<b>1'46.830</b>	0.207	165,425	12
3	<b>249 CARMINATI Ettore (ITA)</b> CARMINATI ETTORE	<b>PELLEGRINI Bernardo (ITA)</b> CRM Motorsport	LAMBORGHINI HURACÁN ST EVO 2	GTC1A	<b>1'47.350</b>	0.727	164,624	6
4	<b>180 LOVATI Tommaso (ITA)</b> MERTEL MOTORSPORT	<b>TRENTIN Mauro (ITA)</b> Mertel Motorsport	FERRARI 488 CHALLENGE	GTC1P	<b>1'47.787</b>	1.164	163,957	16
5	<b>169 PALMA Andrea (ITA)</b> RAPTOR ENGINEERING	<b>NAVATTA Massimo (ITA)</b> Raptor Engineering	PORSCHE 911 CUP 992	GTC2P	<b>1'47.946</b>	1.323	163,715	4
6	<b>106 POLLINI Giacomo (ITA)</b> POLLINI GIACOMO	<b>POLLINI Matteo (ITA)</b> Giacomo Race	LAMBORGHINI HURACÁN ST EVO 2	GTC1P	<b>1'48.619</b>	1.996	162,701	18
7	<b>202 D'AURIA Ferdinando (ITA)</b> HC RACING	<b>OLIVA Gaetano (ITA)</b> HC Racing	LAMBORGHINI HURACÁN ST EVO 2	GTC1A	<b>1'48.801</b>	2.178	162,429	19
8	<b>205 CARBONI Gianluca (ITA)</b> BEST LAP	<b>MARI Ivan (CHE)</b> Best Lap	FERRARI 488 CHALLENGE	GTC1A	<b>1'48.940</b>	2.317	162,221	16
9	<b>177 RENMANS Gilles (BEL)</b> SPEED LOVER	Double TT Racing	FERRARI 488 CHALLENGE	GTC1P	<b>1'49.189</b>	2.566	161,851	17
10	<b>111 PATRINICOLA Simone (ITA)</b> BEST LAP	<b>PEGORARO Lorenzo (ITA)</b> Best Lap	FERRARI 488 CHALLENGE	GTC1P	<b>1'49.466</b>	2.843	161,442	15
11	<b>103 PIERANTONI Emiliano (ITA)</b> EASY RACE	<b>DI FABIO Diego (ITA)</b> Easy Race	FERRARI 488 CHALLENGE	GTC1P	<b>1'49.638</b>	3.015	161,189	14
12	<b>109 FONTANA Andrea (ITA)</b> DL RACING	<b>LOCANTO Diego (ITA)</b> DL Racing	LAMBORGHINI HURACÁN ST EVO 2	GTC1P	<b>1'50.252</b>	3.629	160,291	19
13	<b>272 TAGLIAPIETRA Nicola (ITA)</b> DL RACING	<b>DALOKAY Vedat Ali (TUR)</b> DL Racing	LAMBORGHINI HURACÁN ST EVO 2	GTC1A	<b>1'50.804</b>	4.181	159,492	18
14	<b>239 HAN Huilin (CHN)</b> TARGET RACING	Target Racing	LAMBORGHINI HURACÁN ST EVO 2	GTC1A	<b>1'50.935</b>	4.312	159,304	10
15	<b>224 POLVERINI Daniele (ITA)</b> ZRS MOTORSPORT	<b>LIANA Nicolò (ITA)</b> ZRS Motorsport	PORSCHE 911 CUP 992	GTC2A	<b>1'51.263</b>	4.640	158,834	14
16	<b>162 BADAWI Ibrahim (EGY)</b> DL RACING	DL Racing	LAMBORGHINI HURACÁN ST EVO 2	GTC1P	<b>1'52.088</b>	5.465	157,665	19
17	<b>250 BORELLI Edoardo (ITA)</b> AF CORSE	<b>CASÈ Lorenzo (MCO)</b> AF Corse	FERRARI 488 CHALLENGE	GTC1A	<b>1'52.171</b>	5.548	157,549	18
18	<b>277 LOCKE Mark Adrian (GBR)</b> LOCKE MARK ADRIAN	<b>ERCOLI Gianmarco (ITA)</b> Double TT Racing	FERRARI 488 CHALLENGE	GTC1A	<b>1'52.342</b>	5.719	157,309	15
19	<b>288 CLEMENTI PISANI Alberto (ITA)</b> HC RACING	<b>RANDAZZO Piergiacomo (ITA)</b> HC Racing	LAMBORGHINI HURACÁN ST EVO 2	GTC1A	<b>1'52.492</b>	5.869	157,099	17
20	<b>218 NALDI Giovanni (CHE)</b> BEST LAP	<b>SIMONELLI Gianluigi (ITA)</b> Best Lap	FERRARI 488 CHALLENGE	GTC1A	<b>1'53.139</b>	6.516	156,201	10
21	<b>233 ABBATI Massimo (ITA)</b> SP RACING TEAM	<b>GRISI Alberto (ITA)</b> SP Racing Team	PORSCHE 911 CUP 992	GTC2A	<b>1'53.182</b>	6.559	156,141	3
22	<b>178 BUCCI Mattia (ITA)</b> BEST LAP	<b>CROCCOLINO Filippo (ITA)</b> Best Lap	FERRARI 488 CHALLENGE	GTC1P	<b>1'55.242</b>	8.619	153,350	10
23	<b>281 LA MARCA Michele (ITA)</b> MERTEL MOTORSPORT	<b>VERZELLI Marco (ITA)</b> Mertel Motorsport	FERRARI 488 CHALLENGE	GTC1A	<b>1'56.762</b>	10.139	151,354	16
24	<b>133 PISANI Eugenio (ITA)</b> SP RACING TEAM	<b>ZERBI Stefano (ITA)</b> SP Racing Team	PORSCHE 911 CUP 992	GTC2P	<b>2'02.222</b>	15.599	144,593	2
25	<b>155 MILNER Christopher (GBR)</b> MILNER CHRISTOPHER	<b>HANCOCK Samuel (GBR)</b> RS Histories	LAMBORGHINI HURACÁN ST EVO	GTC1P	<b>2'03.098</b>	16.475	143,564	15

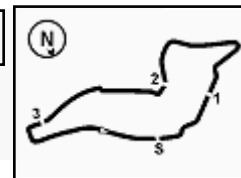
Direttore di Gara : Massimiliano Ghinassi

Direttore di Prova : Alessandro Ferrari

31/05/2024 Inizio 17:30 Fine 18:22

Esposta alle: .....





## ACI Racing Weekend Imola, 1-2 Giugno 2024

### Camp. Ita. Gran Turismo Sprint GTCup - Classifica Libere 2

Imola Circuit 4.909 m

2 / 3

26	<b>280 BRISELLI Victor (ITA)</b> BRISELLI VICTOR	<b>SEGATTINI Emma (ITA)</b> Officina Pinetti	FERRARI 488 CHALLENGE	GTC1A	<b>2'05.821</b>	19.198	140,457	18
27	<b>229 STEFANIN Giovanni (ITA)</b> STEFANIN GIOVANNI	<b>VULLO Simone Jody (ITA)</b> Officina Pinetti	FERRARI 488 CHALLENGE	GTC1A	<b>2'11.512</b>	24.889	134,379	6
28	<b>121 MESSINA Rosario (ITA)</b> MM MOTORSPORT	<b>RAFFETTI Mattia (ITA)</b> MM Motorsport	LAMBORGHINI HURACÁN ST EVO 2	GTC1P	<b>2'31.335</b>	44.712	116,777	12
29	<b>172 SCIONTI Federico (ITA)</b> DL RACING	<b>MAINETTI Alessandro (ITA)</b> DL Racing	LAMBORGHINI HURACÁN ST EVO 2	GTC1P				0
30	<b>201 PRIVITELIO Luciano (SMR)</b> SCUDERIA VILLORBA CORSE	Villorba Corse	LAMBORGHINI HURACÁN ST EVO 2	GTC1A				0
31	<b>223 ZANINI Stefano (MCO)</b> SP RACING TEAM	<b>FABIANI Fabio (ITA)</b> SP Racing Team	PORSCHE 911 CUP 992	GTC2A				0

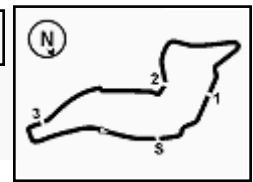
Umidità	73%	ARIA	17°C
Condizioni	WET	Pista	23°C

Direttore di Gara : Massimiliano Ghinassi

Direttore di Prova : Alessandro Ferrari

31/05/2024      Inizio 17:30      Fine 18:22

Esposta alle: .....



**ACI Racing Weekend Imola, 1-2 Giugno 2024**  
**Camp. Ita. Gran Turismo Sprint GTCup - Classifica Libere 2**

Imola Circuit 4.909 m  
 3 / 3

**Penalty and Infringement**

18.12 229 **Stefanin Giovanni** Time Deleted (2'13.688) - Exceeded Track Limits - Turn 14  
 18.15 229 **Stefanin Giovanni** Time Deleted (2'10.182) - Exceeded Track Limits - Turn 14

**Fastest Laps Sequence**

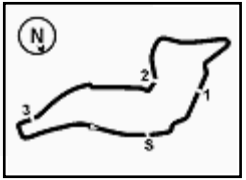
Num.	Concorrente	Naz	Team	Auto	Local Time	Tempo	Dist.	Media
272	N. TAGLIAPIETRA	ITA	DL Racing	Lamborghini Huracán ST Evo 2	17:34'33.107	<b>2'01.984</b>		144,875
106	G. POLLINI	ITA	Giacomo Race	Lamborghini Huracán ST Evo 2	17:34'57.810	<b>2'00.885</b>	-1.099	146,192
205	G. CARBONI	ITA	Best Lap	Ferrari 488 Challenge	17:35'01.114	<b>2'00.827</b>	-0.058	146,262
163	I. ZANON	ITA	VSR	Lamborghini Huracán ST Evo 2	17:35'20.676	<b>1'51.009</b>	-9.818	159,198
205	G. CARBONI	ITA	Best Lap	Ferrari 488 Challenge	17:36'51.514	<b>1'50.400</b>	-0.609	160,076
163	I. ZANON	ITA	VSR	Lamborghini Huracán ST Evo 2	17:37'08.399	<b>1'47.723</b>	-2.677	164,054
163	I. ZANON	ITA	VSR	Lamborghini Huracán ST Evo 2	17:38'55.860	<b>1'47.461</b>	-0.262	164,454
163	I. ZANON	ITA	VSR	Lamborghini Huracán ST Evo 2	17:40'42.483	<b>1'46.623</b>	-0.838	165,747

Direttore di Gara : Massimiliano Ghinassi

Direttore di Prova : Alessandro Ferrari

31/05/2024 Inizio 17:30 Fine 18:22

Esposta alle: .....


**ACI Racing Weekend Imola, 1-2 Giugno 2024**
**Camp. Ita. Gran Turismo Sprint GTCup - Best Sectors & Speed Libere 2**
**MIGLIOR GIRO**

1	163 VSR	Lamborghini Huracán ST Evo 2	1'46.623
2	196 TARGET RACING	Lamborghini Huracán ST Evo 2	1'46.830
3	249 CARMINATI ETTORE	Lamborghini Huracán ST Evo 2	1'47.350
4	180 MERTEL MOTORSPORT	Ferrari 488 Challenge	1'47.787
5	169 RAPTOR ENGINEERING	Porsche 911 Cup 992	1'47.946
6	106 POLLINI GIACOMO	Lamborghini Huracán ST Evo 2	1'48.619
7	202 HC RACING	Lamborghini Huracán ST Evo 2	1'48.801
8	205 BEST LAP	Ferrari 488 Challenge	1'48.940
9	177 SPEED LOVER	Ferrari 488 Challenge	1'49.189
10	111 BEST LAP	Ferrari 488 Challenge	1'49.466
11	103 EASY RACE	Ferrari 488 Challenge	1'49.638
12	109 DL RACING	Lamborghini Huracán ST Evo 2	1'50.252
13	272 DL RACING	Lamborghini Huracán ST Evo 2	1'50.804
14	239 TARGET RACING	Lamborghini Huracán ST Evo 2	1'50.935
15	224 ZRS MOTORSPORT	Porsche 911 Cup 992	1'51.263
16	162 DL RACING	Lamborghini Huracán ST Evo 2	1'52.088
17	250 AF CORSE	Ferrari 488 Challenge	1'52.171
18	277 LOCKE MARK ADRIAN	Ferrari 488 Challenge	1'52.342
19	288 HC RACING	Lamborghini Huracán ST Evo 2	1'52.492
20	218 BEST LAP	Ferrari 488 Challenge	1'53.139
21	233 SP RACING TEAM	Porsche 911 Cup 992	1'53.182
22	178 BEST LAP	Ferrari 488 Challenge	1'55.242
23	281 MERTEL MOTORSPORT	Ferrari 488 Challenge	1'56.762
24	133 SP RACING TEAM	Porsche 911 Cup 992	2'02.222
25	155 MILNER CHRISTOPHER	Lamborghini Huracán ST Evo	2'03.098
26	280 BRISELLI VICTOR	Ferrari 488 Challenge	2'05.821
27	229 STEFANIN GIOVANNI	Ferrari 488 Challenge	2'11.512
28	121 MM MOTORSPORT	Lamborghini Huracán ST Evo 2	2'31.335
29	172 DL RACING	Lamborghini Huracán ST Evo 2	
30	201 SCUDERIA VILLORBA CORS	Lamborghini Huracán ST Evo 2	
31	223 SP RACING TEAM	Porsche 911 Cup 992	

**SPEED**

1	163 VSR	Lamborghini Huracán ST Evo 2	270,0
2	250 AF CORSE	Ferrari 488 Challenge	268,7
3	111 BEST LAP	Ferrari 488 Challenge	267,3
4	180 MERTEL MOTORSPORT	Ferrari 488 Challenge	267,3
5	205 BEST LAP	Ferrari 488 Challenge	265,4
6	177 SPEED LOVER	Ferrari 488 Challenge	265,4
7	249 CARMINATI ETTORE	Lamborghini Huracán ST Evo 2	264,7
8	202 HC RACING	Lamborghini Huracán ST Evo 2	264,1
9	196 TARGET RACING	Lamborghini Huracán ST Evo 2	262,8
10	169 RAPTOR ENGINEERING	Porsche 911 Cup 992	262,8
11	106 POLLINI GIACOMO	Lamborghini Huracán ST Evo 2	262,1
12	109 DL RACING	Lamborghini Huracán ST Evo 2	262,1
13	162 DL RACING	Lamborghini Huracán ST Evo 2	262,1
14	239 TARGET RACING	Lamborghini Huracán ST Evo 2	261,5
15	288 HC RACING	Lamborghini Huracán ST Evo 2	261,5
16	272 DL RACING	Lamborghini Huracán ST Evo 2	260,2
17	103 EASY RACE	Ferrari 488 Challenge	259,6
18	218 BEST LAP	Ferrari 488 Challenge	259,0
19	224 ZRS MOTORSPORT	Porsche 911 Cup 992	258,4
20	233 SP RACING TEAM	Porsche 911 Cup 992	257,8
21	121 MM MOTORSPORT	Lamborghini Huracán ST Evo 2	254,1
22	277 LOCKE MARK ADRIAN	Ferrari 488 Challenge	251,2
23	178 BEST LAP	Ferrari 488 Challenge	249,4
24	281 MERTEL MOTORSPORT	Ferrari 488 Challenge	247,7
25	229 STEFANIN GIOVANNI	Ferrari 488 Challenge	235,8
26	280 BRISELLI VICTOR	Ferrari 488 Challenge	233,3
27	155 MILNER CHRISTOPHER	Lamborghini Huracán ST Evo	217,7
28	133 SP RACING TEAM	Porsche 911 Cup 992	214,3
29	201 SCUDERIA VILLORBA CORS	Lamborghini Huracán ST Evo 2	76,1
30	172 DL RACING	Lamborghini Huracán ST Evo 2	49,2

**SEG. 1**

1	180 MERTEL MOTORSPOR	22.183
2	163 VSR	22.196
3	111 BEST LAP	22.336
4	249 CARMINATI ETTORE	22.342
5	106 POLLINI GIACOMO	22.369
6	169 RAPTOR ENGINEERIN	22.395
7	196 TARGET RACING	22.545
8	202 HC RACING	22.708
9	205 BEST LAP	22.715
10	272 DL RACING	22.728
11	109 DL RACING	22.752
12	177 SPEED LOVER	22.796
13	250 AF CORSE	22.811
14	103 EASY RACE	22.888
15	288 HC RACING	22.988
16	224 ZRS MOTORSPORT	23.037
17	239 TARGET RACING	23.054
18	162 DL RACING	23.094
19	277 LOCKE MARK ADRIAN	23.289
20	233 SP RACING TEAM	23.451
21	218 BEST LAP	23.621
22	281 MERTEL MOTORSPOR	23.995
23	178 BEST LAP	23.998
24	133 SP RACING TEAM	24.841
25	155 MILNER CHRISTOPHE	25.140
26	121 MM MOTORSPORT	25.185
27	280 BRISELLI VICTOR	25.998
28	229 STEFANIN GIOVANNI	26.743

**SEG. 2**

1	163 VSR	34.875
2	196 TARGET RACING	34.925
3	249 CARMINATI ETTORE	35.114
4	180 MERTEL MOTORSPOR	35.138
5	111 BEST LAP	35.206
6	169 RAPTOR ENGINEERIN	35.368
7	106 POLLINI GIACOMO	35.425
8	103 EASY RACE	35.614
9	202 HC RACING	35.712
10	177 SPEED LOVER	35.868
11	109 DL RACING	35.999
12	205 BEST LAP	36.006
13	239 TARGET RACING	36.252
14	162 DL RACING	36.346
15	250 AF CORSE	36.407
16	224 ZRS MOTORSPORT	36.510
17	272 DL RACING	36.569
18	288 HC RACING	36.854
19	277 LOCKE MARK ADRIAN	37.237
20	178 BEST LAP	37.301
21	233 SP RACING TEAM	37.304
22	218 BEST LAP	37.647
23	281 MERTEL MOTORSPOR	38.067
24	121 MM MOTORSPORT	40.146
25	155 MILNER CHRISTOPHE	40.727
26	280 BRISELLI VICTOR	41.385
27	229 STEFANIN GIOVANNI	42.515
28	201 SCUDERIA VILLORBA C	46.189
29	133 SP RACING TEAM	47.441
30	172 DL RACING	1'17.284

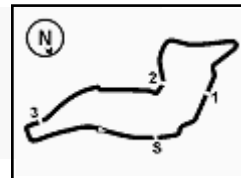
**SEG. 3**

1	111 BEST LAP	30.398
2	205 BEST LAP	30.502
3	163 VSR	30.513
4	169 RAPTOR ENGINEERIN	30.654
5	249 CARMINATI ETTORE	30.774
6	180 MERTEL MOTORSPOR	30.803
7	177 SPEED LOVER	30.971
8	202 HC RACING	30.971
9	106 POLLINI GIACOMO	30.992
10	196 TARGET RACING	31.424
11	103 EASY RACE	31.453
12	272 DL RACING	31.563
13	224 ZRS MOTORSPORT	31.569
14	288 HC RACING	31.584
15	109 DL RACING	31.614
16	239 TARGET RACING	31.682
17	277 LOCKE MARK ADRIAN	31.926
18	218 BEST LAP	32.047
19	162 DL RACING	32.067
20	233 SP RACING TEAM	32.141
21	178 BEST LAP	32.359
22	250 AF CORSE	32.402
23	281 MERTEL MOTORSPOR	33.526
24	121 MM MOTORSPORT	34.047
25	155 MILNER CHRISTOPHE	34.582
26	280 BRISELLI VICTOR	34.868
27	229 STEFANIN GIOVANNI	36.322
28	201 SCUDERIA VILLORBA C	39.988
29	133 SP RACING TEAM	41.454
30	172 DL RACING	52.246

**SEG. 4**

1	163 VSR	18.947
2	196 TARGET RACING	19.024
3	249 CARMINATI ETTORE	19.078
4	180 MERTEL MOTORSPOR	19.096
5	111 BEST LAP	19.227
6	169 RAPTOR ENGINEERIN	19.292
7	106 POLLINI GIACOMO	19.293
8	109 DL RACING	19.337
9	103 EASY RACE	19.356
10	205 BEST LAP	19.374
11	202 HC RACING	19.410
12	272 DL RACING	19.462
13	177 SPEED LOVER	19.480
14	224 ZRS MOTORSPORT	19.494
15	288 HC RACING	19.734
16	277 LOCKE MARK ADRIAN	19.743
17	239 TARGET RACING	19.805
18	218 BEST LAP	19.824
19	162 DL RACING	19.866
20	233 SP RACING TEAM	19.890
21	178 BEST LAP	19.925
22	250 AF CORSE	20.074
23	281 MERTEL MOTORSPOR	20.276
24	155 MILNER CHRISTOPHE	21.174
25	133 SP RACING TEAM	21.407
26	280 BRISELLI VICTOR	21.854
27	121 MM MOTORSPORT	22.655
28	229 STEFANIN GIOVANNI	23.257





# ACI Racing Weekend Imola, 1-2 Giugno 2024

## Camp. Ita. Gran Turismo Sprint GTCup - Analisi Tempi Libere 2

Imola Circuit 4.909 m

1 / 5

**103 Easy Race (1'49.638)**

Giro	Seg.1	Seg.2	Seg.3	Seg.4	T. Giro	km/h	Local Time
1							
2	46.476	40.252	33.957	19.904	2'20.589P	166,2	17:37'31.257
3	24.436	38.341	31.715	20.052	1'54.544	233,3	17:39'25.801
4	25.103	39.016	32.949	2'08.234	3'45.302P	204,5	17:43'11.103
5	39.459	36.948	<b>31.453</b>	<b>19.356</b>	2'07.216P	167,2	17:45'18.319
6	<b>22.888</b>	<b>35.614</b>	31.595	19.541	<b>1'49.638</b>	<b>259,6</b>	17:47'07.957
7	22.927	36.005	34.400	5'31.435	7'04.767P	248,8	17:54'12.724
8	49.707	46.278	39.762	26.242	2'41.989P	100,8	17:56'54.713
9	34.047	51.407	43.369	5'52.499	8'01.322P	168,2	18:04'56.035
10	45.964	48.384	41.604	24.621	2'40.573P	141,2	18:07'36.608
11	30.779	47.730	42.925	24.244	2'25.678	177,0	18:10'02.286
12	30.016	46.982	39.041	23.544	2'19.583	185,2	18:12'21.869
13	29.506	47.783	38.961	22.614	2'18.864	178,8	18:14'40.733
14	28.353	44.429	37.680	22.294	2'12.756	200,4	18:16'53.489
15	28.925	44.960	36.794	22.620	2'13.299	171,2	18:19'06.788
16	29.227	43.854	40.558			193,5	

21 26.945 40.881 37.229 213,4

**111 Best Lap (1'49.466)**

Giro	Seg.1	Seg.2	Seg.3	Seg.4	T. Giro	km/h	Local Time
1							
2	45.094	39.816	34.170	20.024	2'19.104P	168,2	17:35'34.017
3	25.334	38.560	32.147	19.862	1'55.903	233,3	17:37'29.920
4	23.642	36.341	31.278	19.471	1'50.732	250,0	17:39'20.652
5	22.935	36.070	31.064	19.397	<b>1'49.466</b>	<b>267,3</b>	17:41'10.118
6	23.253	36.452	30.978	2'29.421	4'00.104P	<b>267,3</b>	17:45'10.222
7	39.227	36.199	<b>30.398</b>	<b>19.227</b>	2'05.051P	182,4	17:47'15.273
8	<b>22.336</b>	<b>35.206</b>	34.894	13'27.489	14'59.925P	266,7	18:02'15.198
9	46.149	47.736	36.884	22.107	2'32.876P	139,2	18:04'48.074
10	26.953	41.623	39.152	21.922	2'09.650	216,4	18:06'57.724
11	27.132	41.129	35.736	21.631	2'05.628	217,7	18:09'03.352
12	26.436	40.535	35.007	21.358	2'03.336	225,5	18:11'06.688
13	25.852	39.935	42.107	21.380	2'09.274	231,8	18:13'15.962
14	25.462	39.757	33.671	21.011	1'59.901	243,8	18:15'15.863
15	25.143	39.033	34.371	21.406	1'59.953	243,2	18:17'15.816
16	24.715	39.275	33.823	21.116	1'58.929	252,9	18:19'14.745
17	24.767	39.664	33.543			240,5	

**106 Pollini Giacomo (1'48.619)**

Giro	Seg.1	Seg.2	Seg.3	Seg.4	T. Giro	km/h	Local Time
1							
2	56.283	47.091	36.815	21.439	2'41.628P	112,6	17:32'56.925
3	27.297	39.249	33.861	20.478	2'00.885	181,5	17:34'57.810
4	23.966	37.109	31.703	19.582	1'52.360	250,6	17:36'50.170
5	22.923	36.071	31.309	19.317	1'49.620	259,6	17:38'39.790
6	22.507	35.799	31.020	<b>19.293</b>	<b>1'48.619</b>	261,5	17:40'28.409
7	22.413	<b>35.425</b>	<b>30.992</b>	19.893	1'48.723	<b>262,1</b>	17:42'17.132
8	<b>22.369</b>	35.429	32.706	20.283	1'50.787	261,5	17:44'07.919
9	22.404	36.263	32.647	20.374	1'51.688	<b>262,1</b>	17:45'59.607
10	23.106	37.451	34.421	20.250	1'55.228	261,5	17:47'54.835
11	24.623	37.993	34.573	2'38.081	4'15.270P	238,9	17:52'10.105
12	45.174	43.377	37.160	23.026	2'28.737P	157,4	17:54'38.842
13	28.017	45.621	42.222	10'58.107	12'53.967P	201,1	18:07'32.809
14	43.081	42.816	39.092	22.682	2'27.671P	161,0	18:10'00.480
15	26.600	41.862	36.173	22.036	2'06.671	235,3	18:12'07.151
16	26.194	41.795	35.859	22.096	2'05.944	222,2	18:14'13.095
17	26.385	42.392	38.894	21.646	2'09.317	228,3	18:16'22.412
18	25.973	41.047	37.744	21.972	2'06.736	225,9	18:18'29.148
19	25.440	40.102	34.941	21.451	2'01.934	227,8	18:20'31.082

**121 MM Motorsport (2'31.335)**

Giro	Seg.1	Seg.2	Seg.3	Seg.4	T. Giro	km/h	Local Time
1							
2	30.573	48.924	38.320	38.443	2'36.260P	192,5	17:38'07.920
3	1'21.676	45.804	38.195	23.235	3'08.910P	150,2	17:41'16.830
4	<b>25.185</b>	41.005	34.311	38.494	2'18.995P	<b>254,1</b>	17:43'35.825
5	1'32.331	43.604	<b>34.047</b>	23.335	3'13.317P	159,3	17:46'49.142
6	25.868	<b>40.146</b>	34.988	40.327	2'21.329P	225,0	17:49'10.471
7	2'06.021	44.930	37.961	<b>22.655</b>	3'51.567P	149,2	17:53'02.038
8	26.887	43.844	38.404	41.955	2'31.090P	229,8	17:55'33.128
9	3'12.361	54.549	44.715	42.501	5'34.126P	140,8	18:01'07.254
10	1'45.480	1'01.614	48.015	45.230	4'20.339P	104,7	18:05'27.593
11	8'59.381	53.403	48.725	26.521	11'08.030P	90,1	18:16'35.623
12	32.070	49.385	44.300	25.580	<b>2'31.335</b>	172,0	18:19'06.958
13	33.090	50.019	42.408	42.769	2'48.286P	156,7	18:21'55.244

**133 SP Racing Team (2'02.222)**

Giro	Seg.1	Seg.2	Seg.3	Seg.4	T. Giro	km/h	Local Time
1							
2	57.914	47.953	<b>41.454</b>	<b>21.407</b>	2'48.728P	113,7	17:44'46.570
3	<b>24.841</b>			25.133	<b>2'02.222</b>	<b>214,3</b>	17:46'48.792
4	31.717	<b>47.441</b>	42.062			154,7	

**109 DL Racing (1'50.252)**

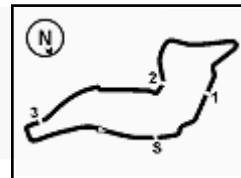
Giro	Seg.1	Seg.2	Seg.3	Seg.4	T. Giro	km/h	Local Time
1							
2	29.879	41.347	36.802	20.601	2'08.629	170,3	17:34'40.958
3	23.641	36.951	33.596	20.746	1'54.934	259,0	17:36'35.892
4	23.432	36.383	31.980	19.927	1'51.722	259,6	17:38'27.614
5	23.126	36.863	35.044	20.541	1'55.574	261,5	17:40'23.188
6	23.070	36.231	<b>31.614</b>	<b>19.337</b>	<b>1'50.252</b>	259,6	17:42'13.440
7	<b>22.752</b>	<b>35.999</b>	33.637	20.488	1'52.876	<b>262,1</b>	17:44'06.316
8	22.790	36.066	32.577	20.402	1'51.835	<b>262,1</b>	17:45'58.151
9	23.397	38.071	47.549	21.202	2'10.219	258,4	17:48'08.370
10	24.308	37.645	33.028	3'02.041	4'37.022P	248,3	17:52'45.392
11	50.090	48.776	38.464	27.689	2'45.019P	125,9	17:55'30.411
12	33.148	47.903	44.127	4'29.971	6'35.149P	171,7	18:02'05.560
13	47.743	46.243	39.987	23.127	2'37.100P	140,8	18:04'42.660
14	27.814	43.249	37.534	22.176	2'10.773	202,2	18:06'53.433
15	26.968	41.575	36.783	21.752	2'07.078	206,1	18:09'00.511
16	25.896	40.552	35.324	21.603	2'03.375	231,8	18:11'03.886
17	25.166	40.246	35.661	21.127	2'02.200	250,0	18:13'06.086
18	25.637	39.638	35.459	21.082	2'01.816	229,3	18:15'07.902
19	25.292	39.829	34.629	21.130	2'00.880	243,2	18:17'08.782
20	24.770	39.041	34.158	21.024	1'58.993	254,1	18:19'07.775

**155 Milner Christopher (2'03.098)**

Giro	Seg.1	Seg.2	Seg.3	Seg.4	T. Giro	km/h	Local Time
1							
2	55.816	50.673	40.755	22.717	2'49.961P	137,6	17:33'27.089
3	27.538	44.437	39.287	21.427	2'12.689	201,5	17:35'39.778
4	<b>25.140</b>	43.099	35.466	4'14.929	5'58.634P	<b>217,7</b>	17:41'38.412
5	48.920	43.863	40.245	21.923	2'34.951P	120,5	17:44'13.363
6	26.291	42.067	36.364	4'06.105	5'50.827P	198,5	17:50'04.190
7	45.650	52.261	41.182	25.112	2'44.205P	145,0	17:52'48.395
8	31.165	49.038	40.361	27.122	2'27.686	157,2	17:55'16.081
9	30.251	53.706	47.852	7'44.237	9'56.046P	158,4	18:05'12.127
10	1'02.260	58.715	41.788	24.684	3'07.447P	113,7	18:08'19.574
11	30.852	45.721	38.582	22.022	2'17.177	156,7	18:10'36.751
12	27.583	42.980	36.992	21.531	2'09.086	190,5	18:12'45.837
13	26.604	41.419	35.463	21.285	2'04.771	191,2	18:14'50.608
14	25.964	<b>40.727</b>	35.307	21.197	2'03.195	213,0	18:16'53.803
15	26.372	41.405	35.816	21.403	2'04.996	200,4	18:18'58.799

31/05/2024

P = Box In/Out - C = Tempo Invalidato



# ACI Racing Weekend Imola, 1-2 Giugno 2024

## Camp. Ita. Gran Turismo Sprint GTCup - Analisi Tempi Libere 2

Imola Circuit 4.909 m

**2 / 5**

Giro	Seg.1	Seg.2	Seg.3	Seg.4	T. Giro	km/h	Local Time
16	26.042	41.300	<b>34.582</b>	<b>21.174</b>	<b>2'03.098</b>	201,5	18:21'01.897
<b>162 DL Racing (1'52.088)</b>							
1							
2	1'00.805	49.078	40.365	23.867	2'54.115P	105,8	17:35'23.794
3	28.555	41.532	35.258	22.695	2'08.040	204,2	17:37'31.834
4	27.095	40.023	33.560	20.667	2'01.345	225,0	17:39'33.179
5	26.745	38.138	33.527	20.445	1'58.855	212,2	17:41'32.034
6	23.877	36.961	32.251	20.094	1'53.183	260,9	17:43'25.217
7	23.169	37.209	34.507	20.336	1'55.221	<b>262,1</b>	17:45'20.438
8	<b>23.094</b>	37.061	<b>32.067</b>	<b>19.866</b>	<b>1'52.088</b>	261,5	17:47'12.526
9	23.300	<b>36.346</b>	37.534	4'17.493	5'54.673P	261,5	17:53'07.199
10	47.635	49.560	40.370	24.728	2'42.293P	124,1	17:55'49.492
11	29.812	51.400	44.682	25.577	2'31.471	188,5	17:58'20.963
12	32.880	51.287	44.490	25.445	2'34.102	167,4	18:00'55.065
13	32.404	48.423	41.767	24.397	2'26.991	187,5	18:03'22.056
14	31.277	48.011	41.203	23.889	2'24.380	185,2	18:05'46.436
15	29.494	46.334	38.497	22.767	2'17.092	194,2	18:08'03.528
16	27.514	44.343	37.037	22.289	2'11.183	229,8	18:10'14.711
17	29.794	49.672	39.828	1'39.820	3'39.114P	199,6	18:13'53.825
18	43.986	45.983	39.479	22.836	2'32.284P	146,7	18:16'26.109
19	27.431	41.745	36.478	22.110	2'07.764	209,7	18:18'33.873
20	26.919	41.074	35.389	21.900	2'05.282	218,6	18:20'39.155

Giro	Seg.1	Seg.2	Seg.3	Seg.4	T. Giro	km/h	Local Time
<b>163 VSR (1'46.623)</b>							
1							
2	45.510	38.953	33.577	20.644	2'18.684P	161,4	17:33'29.667
3	24.469	35.855	31.343	19.342	1'51.009	247,1	17:35'20.676
4	22.707	35.172	30.577	19.267	1'47.723	266,7	17:37'08.399
5	22.578	35.291	30.645	<b>18.947</b>	1'47.461	268,0	17:38'55.860
6	<b>22.196</b>	34.901	<b>30.513</b>	19.013	<b>1'46.623</b>	269,3	17:40'42.483
7	22.348	<b>34.875</b>	30.595	3'03.889	4'31.707P	<b>270,0</b>	17:45'14.190
8	40.055	37.360	31.870	19.761	2'09.046P	177,9	17:47'23.236
9	23.463	36.354	34.268	8'07.972	9'42.057P	266,7	17:57'05.293
10	49.013	52.473	43.962	4'10.167	6'35.615P	140,1	18:03'40.908
11	44.762	44.501	37.890	22.630	2'29.783P	155,2	18:06'10.691
12	26.873	42.662	38.326	21.726	2'09.587	210,1	18:08'20.278
13	26.906	40.704	35.113	21.267	2'03.990	196,0	18:10'24.268
14	25.450	40.852	35.248	21.326	2'02.876	225,0	18:12'27.144
15	25.426	39.749	34.837	21.060	2'01.072	224,1	18:14'28.216
16	25.114	39.052	35.533	1'58.576	3'38.275P	229,8	18:18'06.491
17	42.792	41.810	35.585	21.329	2'21.516P	171,7	18:20'28.007

Giro	Seg.1	Seg.2	Seg.3	Seg.4	T. Giro	km/h	Local Time
<b>169 Raptor Engineering (1'47.946)</b>							
1							
2	53.765	42.611	34.784	20.402	2'31.562P	130,9	17:38'08.328
3	23.556	36.253	31.148	19.473	1'50.430	255,3	17:39'58.758
4	22.851	35.638	31.153	19.505	1'49.147	260,9	17:41'47.905
5	22.532	35.468	<b>30.654</b>	<b>19.292</b>	<b>1'47.946</b>	261,5	17:43'35.851
6	<b>22.395</b>	<b>35.368</b>	32.052		<b>262,8</b>		

Giro	Seg.1	Seg.2	Seg.3	Seg.4	T. Giro	km/h	Local Time
<b>172 DL Racing</b>							
1		<b>1'17.284</b>	<b>52.246</b>			<b>49,2</b>	

Giro	Seg.1	Seg.2	Seg.3	Seg.4	T. Giro	km/h	Local Time
<b>177 Speed Lover (1'49.189)</b>							
1		49.295	39.443	21.521		101,8	
2	28.480	41.359	33.338	20.189	2'03.366	190,5	17:35'02.415

3	23.538	36.631	31.559	19.502	1'51.230	248,8	17:36'53.645
4	22.843	35.895	<b>30.971</b>	<b>19.480</b>	<b>1'49.189</b>	264,1	17:38'42.834
5	23.344	36.225	30.988	19.523	1'50.080	258,4	17:40'32.914
6	<b>22.796</b>	35.966	32.563	19.843	1'51.168	<b>265,4</b>	17:42'24.082
7	22.960	<b>35.868</b>	31.267	19.621	1'49.716	259,0	17:44'13.798
8	23.275	37.680	37.671	7'18.304	8'56.930P	215,1	17:53'10.728
9	44.812	44.453	36.146	23.027	2'28.438P	167,7	17:55'39.166
10	29.089	44.282	40.688	6'23.372	8'17.431P	192,5	18:03'56.597
11	44.278	43.815	37.449	23.002	2'28.544P	171,2	18:06'25.141
12	27.594	41.893	36.453	22.050	2'07.990	219,5	18:08'33.131
13	27.201	41.920	36.834	22.794	2'08.749	221,8	18:10'41.880
14	26.754	41.362	35.926	22.391	2'06.433	235,3	18:12'48.313
15	26.340	41.169	35.182	21.802	2'04.493	240,0	18:14'52.806
16	26.134	40.640	34.909	21.541	2'03.224	242,7	18:16'56.030
17	26.703	41.089	34.774	21.673	2'04.239	204,9	18:19'00.269
18	25.940	40.700	35.113	21.523	2'03.276	235,8	18:21'03.545

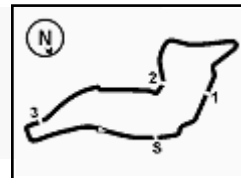
Giro	Seg.1	Seg.2	Seg.3	Seg.4	T. Giro	km/h	Local Time
<b>178 Best Lap (1'55.242)</b>							
1							
2					<b>1'55.242</b>		17:38'11.790
3					4'15.701P		17:42'27.491
4	42.714	37.559	32.819	<b>19.925</b>	2'13.017P	168,8	17:44'40.508
5	<b>23.998</b>	<b>37.301</b>	<b>32.359</b>	17'57.359	19'31.017P	<b>249,4</b>	18:04'11.525
6	50.846	47.638	41.890	23.946	2'44.320P	110,2	18:06'55.845
7	29.493	44.097	36.992	22.462	2'13.044	180,6	18:09'08.889
8	27.569	42.323	36.971	2'54.247	4'41.110P	213,9	18:13'49.999
9	47.325	50.765	42.455	23.706	2'44.251P	135,3	18:16'34.250
10	27.985	43.761	37.468	23.099	2'12.313	200,0	18:18'46.563
11	26.500	41.943	36.540	23.259	2'08.242	219,5	18:20'54.805

Giro	Seg.1	Seg.2	Seg.3	Seg.4	T. Giro	km/h	Local Time
<b>180 Mertel Motorsport (1'47.787)</b>							
1							
2	51.448	44.705	41.926	2'48.230	5'06.309P	170,3	17:36'49.536
3	41.805	37.327	31.810	20.769	2'11.711P	151,3	17:39'01.247
4	22.740	35.407	<b>30.803</b>	19.375	1'48.325	264,7	17:40'49.572
5	22.376	35.444	30.871	<b>19.096</b>	<b>1'47.787</b>	265,4	17:42'37.359
6	22.973	37.920	32.661	19.869	1'53.423	<b>267,3</b>	17:44'30.782
7	<b>22.183</b>	<b>35.138</b>	31.611	8'24.617	9'53.549P	266,7	17:54'24.331
8	1'01.586	56.103	42.195	25.018	3'04.902P	93,3	17:57'29.233
9	32.514	49.790	41.341	24.910	2'28.555	172,0	17:59'57.788
10	31.119	48.807	41.951	25.036	2'26.913	182,1	18:02'24.701
11	32.586	54.251	41.952	24.475	2'33.264	170,3	18:04'57.965
12	29.917	45.623	38.804	23.448	2'17.792	186,9	18:07'15.757
13	30.920	43.954	36.872	22.416	2'14.162	171,2	18:09'29.919
14	27.769	43.853	38.382	23.104	2'13.108	207,3	18:11'43.027
15	27.270	43.123	36.444	22.186	2'09.023	210,5	18:13'52.050
16	28.350	42.552	36.208	22.161	2'09.271	173,4	18:16'01.321
17	29.147	42.485	35.598	21.799	2'09.029	155,4	18:18'10.350
18	25.818	41.503	35.821			240,5	

Giro	Seg.1	Seg.2	Seg.3	Seg.4	T. Giro	km/h	Local Time	
<b>196 Target Racing (1'46.830)</b>								
1		45.303	37.659	43.524		68,5		
2	3'45.526	39.565	33.138	19.969	5'18.198P	164,6	17:38'20.398	
3	23.930	36.166	32.512	19.391	1'51.999	257,8	17:40'12.397	
4	22.851			<b>19.024</b>	1'48.003	260,9	17:42'00.400	
5	23.995	37.081	31.545	21.245	1'53.866	<b>262,8</b>	17:43'54.266	
6	<b>22.545</b>			19.196	<b>1'46.830</b>	260,9	17:45'41.096	
7	22.571		<b>34.925</b>	<b>31.424</b>	36.220	2'05.140P	260,9	17:47'46.236
8	1'49.211	43.537	40.553	54.955	4'08.256P	119,3	17:51'54.492	
9	3'28.254	57.648	50.733	55.762	6'12.397P	100,7	17:58'06.889	

31/05/2024

P = Box In/Out - C = Tempo Invalidato



# ACI Racing Weekend Imola, 1-2 Giugno 2024

## Camp. Ita. Gran Turismo Sprint GTCup - Analisi Tempi Libere 2

Imola Circuit 4.909 m

**3 / 5**

10	5'55.818	51.001	40.905	24.513	7'52.237P	119,3	18:05'59.126	9	30.788	54.708	47.881	3'01.637	5'15.014P	213,0	17:55'36.658
11	31.213	47.335	41.167	24.208	2'23.923	179,7	18:08'23.049	10	49.599	56.000	51.387	10'46.583	13'23.569P	124,3	18:09'00.227
12	30.475	45.998	38.866	24.518	2'19.857	178,8	18:10'42.906	11	47.399	53.318	44.683	25.336	2'50.736P	133,0	18:11'50.963
13	34.507	53.934	48.222	50.423	3'07.086P	154,5	18:13'49.992	12	31.259	51.071	44.678				169,8

201 Scuderia Villorba Corse							
Giro	Seg.1	Seg.2	Seg.3	Seg.4	T. Giro	km/h	Local Time
1		<b>46.189</b>	<b>39.988</b>	58.520		<b>76,1</b>	

224 ZRS Motorsport (1'51.263)							
Giro	Seg.1	Seg.2	Seg.3	Seg.4	T. Giro	km/h	Local Time
1		44.654	37.679	5'36.249		68,1	
2	44.857	39.581	37.277	20.136	2'21.851P	164,1	17:40'15.471
3	23.690	<b>36.510</b>	<b>31.569</b>	<b>19.494</b>	<b>1'51.263</b>	238,9	17:42'06.734
4	<b>23.037</b>	37.051	33.248	19.816	1'53.152	<b>258,4</b>	17:43'59.886
5	24.174	39.552	37.237	6'45.296	8'26.259P	234,3	17:52'26.145
6	48.164	45.085	37.619	22.658	2'33.526P	143,8	17:54'59.671
7	30.383	54.810	53.036	5'46.222	8'04.451P	190,8	18:03'04.122
8	57.300	48.175	39.975	25.192	2'50.642P	128,0	18:05'54.764
9	28.951	44.375	37.358	23.000	2'13.684	197,4	18:08'08.448
10	27.754	42.679	36.431	22.128	2'08.992	213,9	18:10'17.440
11	27.966	43.283	36.056	22.209	2'09.514	204,9	18:12'26.954
12	28.326	42.726	35.649	21.807	2'08.508	188,8	18:14'35.462
13	26.792	41.719	36.090	22.380	2'06.981	216,0	18:16'42.443
14	26.905	41.737	35.016	21.630	2'05.288	219,1	18:18'47.731
15	26.876	40.914	36.390	22.043	2'06.223	213,4	18:20'53.954

202 HC Racing (1'48.801)							
Giro	Seg.1	Seg.2	Seg.3	Seg.4	T. Giro	km/h	Local Time
1							
2	53.526	43.666	36.582	22.440	2'36.214P	101,5	17:33'06.773
3	26.856	42.669	35.723	21.595	2'06.843	227,8	17:35'13.616
4	25.379	37.528	34.447	21.546	1'58.900	224,5	17:37'12.516
5	23.070	36.248	31.779	19.642	1'50.739	260,9	17:39'03.255
6	25.567	36.777	31.570	19.567	1'53.481	258,4	17:40'56.736
7	<b>22.708</b>	<b>35.712</b>	<b>30.971</b>	<b>19.410</b>	<b>1'48.801</b>	262,1	17:42'45.537
8	22.991	36.272	31.816	19.561	1'50.640	<b>264,1</b>	17:44'36.177
9	22.768	36.777	32.449	19.665	1'51.659	262,8	17:46'27.836
10	22.709	36.292	32.650	6'17.930	7'49.581P	261,5	17:54'17.417
11	52.084	47.421	40.010	25.026	2'44.541P	96,3	17:57'01.958
12	30.836	49.200	42.768	26.909	2'29.713	182,4	17:59'31.671
13	32.672	48.288	42.298	25.310	2'28.568	154,3	18:02'00.239
14	30.236	46.665	41.599	24.419	2'22.919	175,0	18:04'23.158
15	28.871	47.009	40.369	23.598	2'19.847	191,2	18:06'43.005
16	28.195	44.011	39.247	2'37.068	4'28.521P	197,1	18:11'11.526
17	42.902	42.686	36.687	21.981	2'24.256P	168,5	18:13'35.782
18	26.453	40.472	35.460	21.637	2'04.022	219,5	18:15'39.804
19	25.313	39.794	34.404	21.358	2'00.869	235,8	18:17'40.673
20	24.886	39.006	34.551	21.136	1'59.579	250,6	18:19'40.252
21	24.927	39.054				245,5	

229 Stefanin Giovanni (2'11.512)							
Giro	Seg.1	Seg.2	Seg.3	Seg.4	T. Giro	km/h	Local Time
1							
2	1'01.194	52.903	45.138	25.602	3'04.837P	103,7	18:07'04.801
3	30.244	47.348	39.344	23.608	2'20.544	206,9	18:09'25.345
4	27.667	44.592	37.792	23.637	2'13.688C	224,5	18:11'39.033
5	26.978	43.876	37.401	<b>23.257</b>	<b>2'11.512</b>	<b>235,8</b>	18:13'50.545
6	27.214	43.296	<b>36.322</b>	<b>23.350</b>	<b>2'10.182C</b>	<b>230,3</b>	18:16'00.727
7	<b>26.743</b>	<b>42.515</b>	56.909	1'33.417	3'39.584P	226,9	18:19'40.311
8	50.657	48.599	50.802			126,6	

205 Best Lap (1'48.940)							
Giro	Seg.1	Seg.2	Seg.3	Seg.4	T. Giro	km/h	Local Time
1							
2	50.173	44.283	39.397	20.953	2'34.806P	130,3	17:33'00.287
3	28.137	39.524	33.279	19.887	2'00.827	188,8	17:35'01.114
4	23.205	36.327	31.494	<b>19.374</b>	1'50.400	243,2	17:36'51.514
5	<b>22.715</b>	36.547	30.839	19.379	1'49.480	262,1	17:38'40.994
6	22.799	<b>36.006</b>	<b>30.502</b>	19.633	<b>1'48.940</b>	261,5	17:40'29.934
7	23.898	37.269	36.048	19.667	1'56.882	<b>265,4</b>	17:42'26.816
8	22.953	36.213	30.701	6'55.693	8'25.560P	259,0	17:50'52.376
9	58.443	1'12.893	1'03.950	4'34.106	7'49.392P	101,2	17:58'41.768
10	55.129	1'08.761	59.470	4'13.436	7'16.796P	118,0	18:05'58.564
11	48.691	46.140	40.893	23.348	2'39.072P	130,8	18:08'37.636
12	29.547	42.955	38.776	22.002	2'13.280	180,6	18:10'50.916
13	28.551	42.649	37.701	22.304	2'11.205	194,2	18:13'02.121
14	27.071	41.495	37.831	21.574	2'07.971	206,9	18:15'10.092
15	26.740	41.309	35.815	21.849	2'05.713	208,9	18:17'15.805
16	26.609	40.393	36.171	21.804	2'04.977	205,7	18:19'20.782
17	25.857	41.225	36.337	21.462	2'04.881	224,5	18:21'25.663

233 SP Racing Team (1'53.182)							
Giro	Seg.1	Seg.2	Seg.3	Seg.4	T. Giro	km/h	Local Time
1							
2	51.168	44.605	36.665	21.298	2'33.736P	123,3	17:43'11.201
3	25.360	40.020	33.913	20.148	1'59.441	229,3	17:45'10.642
4	23.756	37.395	<b>32.141</b>	<b>19.890</b>	<b>1'53.182</b>	<b>257,8</b>	17:47'03.824
5	<b>23.451</b>	<b>37.304</b>	36.112			255,3	

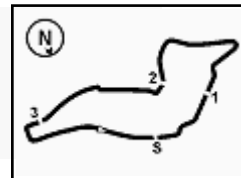
239 Target Racing (1'50.935)							
Giro	Seg.1	Seg.2	Seg.3	Seg.4	T. Giro	km/h	Local Time
1		49.314	40.574	23.184		123,4	
2	30.086	40.829	38.037	21.181	2'10.133	137,6	17:35'05.959
3	24.727	38.844	33.973	20.889	1'58.433	243,2	17:37'04.392
4	25.172	38.371	34.371	20.619	1'58.533	224,5	17:39'02.925
5	25.883	38.202	31.960	20.053	1'56.098	254,7	17:40'59.023
6	23.994	36.685	<b>31.682</b>	19.815	1'52.176	258,4	17:42'51.199
7	<b>23.054</b>	<b>36.252</b>	31.824	<b>19.805</b>	<b>1'50.935</b>	<b>261,5</b>	17:44'42.134
8	23.659	36.821	32.790	20.358	1'53.628	<b>261,5</b>	17:46'35.762
9	23.371	36.303	31.992	20.409	1'52.075	259,0	17:48'27.837
10	26.780	38.625	34.046	51.887	2'31.338P	186,5	17:50'59.175
11	4'54.492	54.292	50.278	52.534	7'31.596P	123,4	17:58'30.771

218 Best Lap (1'53.139)							
Giro	Seg.1	Seg.2	Seg.3	Seg.4	T. Giro	km/h	Local Time
1							
2	49.497	42.704	36.183	20.849	2'29.233P	117,6	17:35'37.748
3	26.117	39.574	33.646	20.467	1'59.804	229,3	17:37'37.552
4	24.761	38.739	32.814	20.073	1'56.387	243,2	17:39'33.939
5	24.193	37.650	32.778	20.050	1'54.671	250,0	17:41'28.610
6	<b>23.621</b>	<b>37.647</b>	<b>32.047</b>	<b>19.824</b>	<b>1'53.139</b>	<b>259,0</b>	17:43'21.749
7	23.855	38.296	33.089	2'58.924	4'34.164P	257,8	17:47'55.913
8	45.166	41.431	35.468	23.666	2'25.731P	142,9	17:50'21.644

249 Carminati Ettore (1'47.350)							
Giro	Seg.1	Seg.2	Seg.3	Seg.4	T. Giro	km/h	Local Time
1							
2	45.851	38.064	33.045	19.856	2'16.816P	169,8	17:34'42.726
3	23.070	36.260	32.516	19.322	1'51.168	262,1	17:36'33.894
4	22.716	35.517	31.870	19.337	1'49.440	263,4	17:38'23.334

31/05/2024

P = Box In/Out - C = Tempo Invalidato


**ACI Racing Weekend Imola, 1-2 Giugno 2024**
**Camp. Ita. Gran Turismo Sprint GTCup - Analisi Tempi Libere 2**

Imola Circuit 4.909 m

**4 / 5**

5	22.399	35.426	31.026	19.351	1'48.202	<b>264,7</b>	17:40'11.536	13	27.786	42.953	37.230	23.212	2'11.181	177,3	18:11'44.387
6	22.384	<b>35.114</b>	<b>30.774</b>	<b>19.078</b>	<b>1'47.350</b>	264,1	17:41'58.886	14	29.556	43.217	37.794	2'34.294	4'24.861P	159,3	18:16'09.248
7	25.206	37.023	31.239	19.114	1'52.582	222,7	17:43'51.468	15	45.181	42.770	36.591	21.801	2'26.343P	154,1	18:18'35.591
8	<b>22.342</b>	35.363	30.919			264,1		16	27.034	41.076	35.712	21.424	2'05.246	205,3	18:20'40.837

250 AF Corse (1'52.171)								280 Briselli Victor (2'05.821)							
Giro	Seg.1	Seg.2	Seg.3	Seg.4	T. Giro	km/h	Local Time	Giro	Seg.1	Seg.2	Seg.3	Seg.4	T. Giro	km/h	Local Time
1								1							
2	51.487	41.152	38.713	20.656	2'32.008P	141,9	17:38'28.869	2	1'03.558	49.817	39.092	22.567	2'55.034P	107,7	17:37'27.410
3	24.123	37.599	33.040	<b>20.074</b>	1'54.836	239,5	17:40'23.705	3	33.554	45.902	36.403	21.866	2'17.725	206,1	17:39'45.135
4	23.406	37.074	<b>32.402</b>	20.950	1'53.832	243,2	17:42'17.537	4	<b>25.998</b>	<b>41.385</b>	36.194	22.244	<b>2'05.821</b>	<b>233,3</b>	17:41'50.956
5	23.022	<b>36.407</b>	32.574	20.168	<b>1'52.171</b>	252,3	17:44'09.708	5	28.617	46.500	39.153	3'59.334	5'53.604P	194,2	17:47'44.560
6	<b>22.811</b>	36.809	32.553	20.149	1'52.322	<b>268,7</b>	17:46'02.030	6	50.943	42.921	36.077	22.136	2'32.077P	160,7	17:50'16.637
7	22.952	37.176	35.491	4'55.683	6'31.302P	266,0	17:52'33.332	7	26.915	44.115	36.954	22.127	2'10.111	228,8	17:52'26.748
8	47.140	49.151	39.992	23.809	2'40.092P	115,8	17:55'13.424	8	26.973	42.601	36.472	23.212	2'09.258	217,7	17:54'36.006
9	29.497	49.331	42.159	25.448	2'26.435	196,0	17:57'39.859	9	29.159	45.114	39.132	24.396	2'17.801	187,8	17:56'53.807
10	31.970	47.977	41.113	24.397	2'25.457	191,2	18:00'05.316	10	30.343	47.655	38.805	23.444	2'20.247	170,1	17:59'14.054
11	31.543	46.465	40.867	24.169	2'23.044	179,1	18:02'28.360	11	29.335	47.788	39.220	23.390	2'19.733	196,7	18:01'33.787
12	31.291	50.481	40.310	23.585	2'25.667	184,3	18:04'54.027	12	29.381	46.833	39.721	22.778	2'18.713	205,3	18:03'52.500
13	28.797	45.161	39.053	23.444	2'16.455	186,2	18:07'10.482	13	28.260	45.194	37.598	22.483	2'13.535	204,5	18:06'06.035
14	27.787	44.748	40.369	22.627	2'15.531	211,4	18:09'26.013	14	28.661	44.442	38.152	22.352	2'13.607	184,9	18:08'19.642
15	27.816	45.013	40.273	24.804	2'17.906	193,5	18:11'43.919	15	28.604	43.166	35.874	21.961	2'09.605	196,4	18:10'29.247
16	27.527	42.730	37.918	21.860	2'10.035	193,9	18:13'53.954	16	26.810	43.795	36.317	22.092	2'09.014	220,0	18:12'38.261
17	28.724	41.734	39.359	23.319	2'13.136	165,1	18:16'07.090	17	26.424	42.012	35.627	<b>21.854</b>	2'05.917	220,9	18:14'44.178
18	25.938	40.774	35.760	21.565	2'04.037	232,3	18:18'11.127	18	26.203	42.852	<b>34.868</b>	21.915	2'05.838	222,7	18:16'50.016
19	25.941	41.676	35.621	22.985	2'06.223	220,4	18:20'17.350	19	26.230	41.558	36.426	1'27.914	3'12.128P	217,3	18:20'02.144

272 DL Racing (1'50.804)								281 Mertel Motorsport (1'56.762)							
Giro	Seg.1	Seg.2	Seg.3	Seg.4	T. Giro	km/h	Local Time	Giro	Seg.1	Seg.2	Seg.3	Seg.4	T. Giro	km/h	Local Time
1		48.990	38.988	22.548		134,0		1							
2	26.388	40.246	34.544	20.806	2'01.984	200,4	17:34'33.107	2	55.979	48.002	38.335	22.657	2'44.973P	133,8	17:33'30.562
3	24.046	37.836	32.663	20.323	1'54.868	251,7	17:36'27.975	3	26.078	41.021	35.425	20.795	2'03.319	223,1	17:35'33.881
4	23.893	38.069	35.670	20.645	1'58.277	254,7	17:38'26.252	4	25.308	40.542	34.510	20.982	2'01.342	227,8	17:37'35.223
5	23.489	37.259	32.421	19.645	1'52.814	259,6	17:40'19.066	5	25.168	43.833	35.408	2'16.227	4'00.636P	<b>247,7</b>	17:41'35.859
6	23.036	36.743	<b>31.563</b>	<b>19.462</b>	<b>1'50.804</b>	259,6	17:42'09.870	6	47.027	41.967	34.259	20.402	2'23.655P	130,3	17:43'59.514
7	<b>22.728</b>	<b>36.569</b>	34.361	20.489	1'54.147	<b>260,2</b>	17:44'04.017	7	24.184	38.776	<b>33.526</b>	<b>20.276</b>	<b>1'56.762</b>	244,3	17:45'56.276
8	22.820	1'36.589	34.836	6'53.078	9'27.323P	259,0	17:53'31.340	8	<b>23.995</b>	<b>38.067</b>	41.278	6'52.388	8'35.728P	245,5	17:54'32.004
9	46.487	48.480	39.665	23.407	2'38.039P	154,5	17:56'09.379	9	1'01.047	1'00.268	48.697	31.070	3'21.082P	91,4	17:57'53.086
10	29.876	47.104	39.328	23.317	2'19.625	170,1	17:58'29.000	10	42.278	1'03.766	54.034	32.835	3'12.913	137,9	18:01'05.999
11	30.198	50.244	45.540	2'38.703	4'44.685P	170,6	18:03'13.689	11	41.307	1'00.771	51.279	30.320	3'03.677	131,1	18:04'09.676
12	54.138	49.306	41.435	24.364	2'49.243P	102,5	18:06'02.932	12	40.449	58.831	52.317	29.999	3'01.596	130,8	18:07'11.272
13	32.601	47.595	38.473	23.032	2'21.701	181,5	18:08'24.633	13	38.725	57.483	49.778	30.453	2'56.439	144,0	18:10'07.711
14	29.874	45.601	40.754	22.740	2'18.969	162,2	18:10'43.602	14	38.331	58.635	50.729	29.862	2'57.557	144,2	18:13'05.268
15	27.912	43.690	37.775	21.996	2'11.373	200,0	18:12'54.975	15	38.180	56.201	48.465	28.671	2'51.517	141,0	18:15'56.785
16	27.138	42.630	36.549	22.000	2'08.317	202,6	18:15'03.292	16	36.665	54.240	48.956	28.755	2'48.616	147,7	18:18'45.401
17	26.379	41.991	38.065	21.875	2'08.310	222,2	18:17'11.602	17	37.089	54.279	48.341	27.405	2'47.114	142,9	18:21'32.515
18	25.953	41.899	36.550	21.467	2'05.869	225,0	18:19'17.471								
19	26.146	41.682	35.955	22.149	2'05.932	228,8	18:21'23.403								

277 Locke Mark Adrian (1'52.342)								288 HC Racing (1'52.492)							
Giro	Seg.1	Seg.2	Seg.3	Seg.4	T. Giro	km/h	Local Time	Giro	Seg.1	Seg.2	Seg.3	Seg.4	T. Giro	km/h	Local Time
1								1		48.866	41.117	22.155		64,5	
2	57.950	45.839	37.525	21.898	2'43.212P	130,3	17:34'11.718	2	29.972	41.429	34.941	21.310	2'07.652	165,1	17:35'10.339
3	26.775	40.710	33.531	20.550	2'01.566	206,1	17:36'13.284	3	25.432	39.069	32.895	1'37.698	3'15.094P	210,5	17:38'25.433
4	24.045	38.916	32.596	20.124	1'55.681	241,6	17:38'08.965	4	40.969	38.169	32.315	20.254	2'11.707P	128,1	17:40'37.140
5	23.436	<b>37.237</b>	<b>31.926</b>	<b>19.743</b>	<b>1'52.342</b>	243,2	17:40'01.307	5	23.729	36.880	31.904	19.979	<b>1'52.492</b>	<b>261,5</b>	17:42'29.632
6	<b>23.289</b>	38.217	32.541	19.847	1'53.894	<b>251,2</b>	17:41'55.201	6	24.340	36.876	<b>31.584</b>	<b>19.734</b>	1'52.534	<b>261,5</b>	17:44'22.166
7	26.967	38.101	36.333	20.521	2'01.922	159,3	17:43'57.123	7	<b>22.988</b>	<b>36.854</b>	32.876	7'57.103	9'29.821P	<b>261,5</b>	17:53'51.987
8	23.871	38.731	37.521	6'07.692	7'47.815P	234,8	17:51'44.938	8	44.225	45.730	38.281	22.180	2'30.416P	151,0	17:56'22.403
9	49.594	48.229	43.863	22.898	2'44.584P	117,8	17:54'29.522	9	27.743	45.739	39.164	23.386	2'16.032	199,3	17:58'38.435
10	30.723	46.376	40.800	8'08.231	10'06.130P	167,7	18:04'35.652	10	29.129	44.810	40.552	23.019	2'17.510	181,5	18:00'55.945
11	49.905	51.346	38.743	23.736	2'43.730P	110,0	18:07'19.382	11	30.674	44.944	37.510	2'01.481	3'54.609P	172,8	18:04'50.554
12	29.335	44.475	37.896	22.118	2'13.824	166,4	18:09'33.206	12	46.500	43.755	43.397	22.253	2'35.905P	123,1	18:07'26.459
								13	26.939	42.141	36.670	22.313	2'08.063	217,7	18:09'34.522
								14	31.015	47.419	44.937	21.954	2'25.325	158,6	18:11'59.847

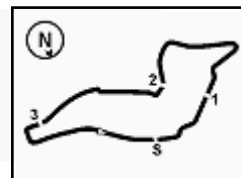
31/05/2024

P = Box In/Out - C = Tempo Invalidato

Powered by FICr PERUGIA TIMING





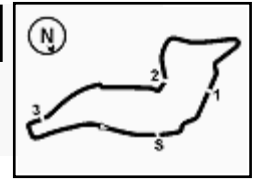


Imola Circuit 4.909 m

**ACI Racing Weekend Imola, 1-2 Giugno 2024**  
**Camp. Ita. Gran Turismo Sprint GTCup - Analisi Tempi Libere 2**

15	26.069	41.583	35.931	21.693	2'05.276	223,1	18:14'05.123
16	26.058	41.437	1'05.232	22.721	2'35.448	232,3	18:16'40.571
17	26.373	41.021	35.549	21.719	2'04.662	230,8	18:18'45.233
18	25.866	40.241	35.135	21.409	2'02.651	255,9	18:20'47.884

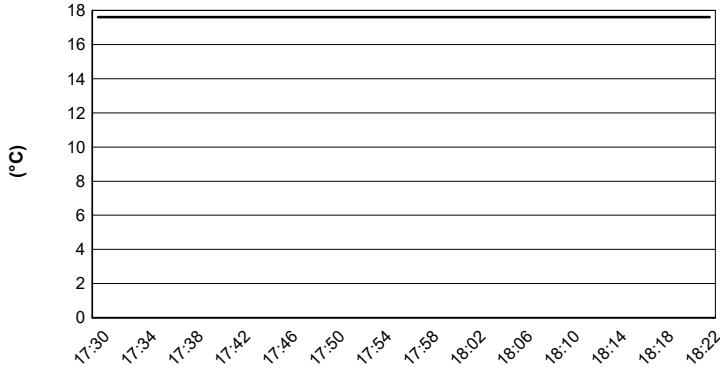




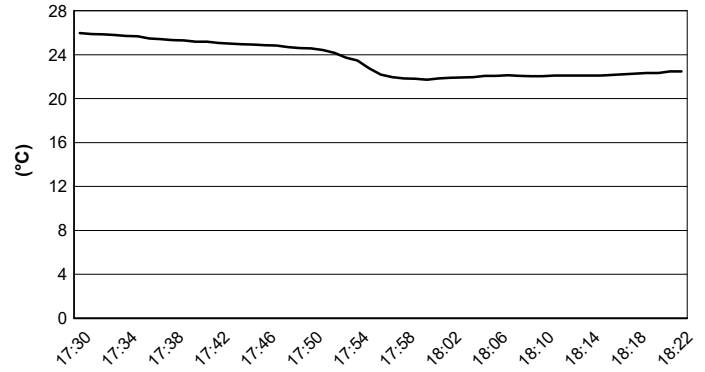
Imola Circuit 4.909 m

**ACI Racing Weekend Imola, 1-2 Giugno 2024**  
**Camp. Ita. Gran Turismo Sprint GTCup - Meteo Libere 2**  
Session started 17:30 - Session ended 18:22

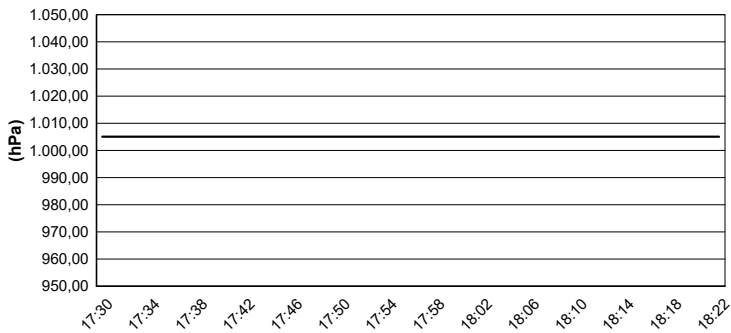
**Air Temperature**




**Track Temperature**



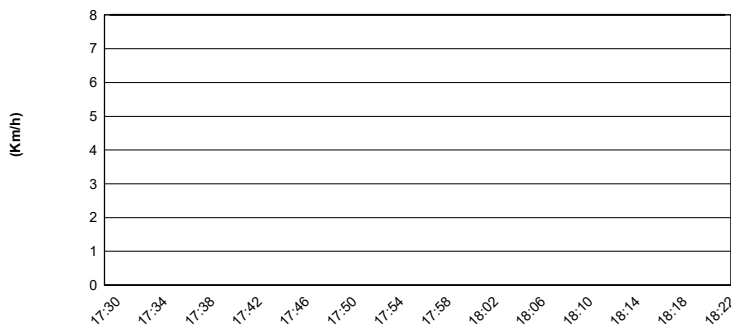
**Air Pressure**



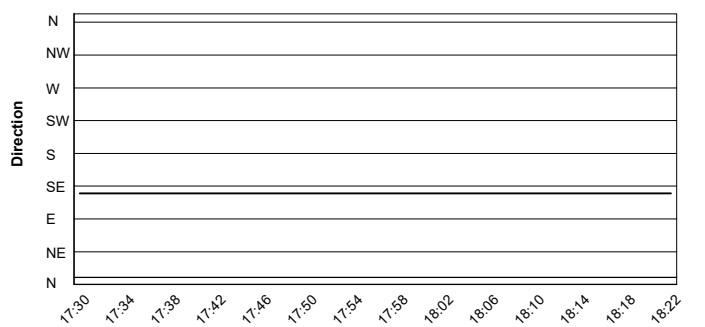
**Humidity**



**Wind Speed**

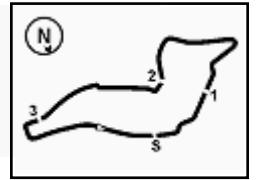


**Wind Direction**



31/05/2024



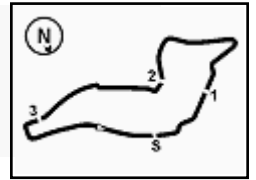


Imola Circuit 4.909 m

## ACI Racing Weekend Imola, 1-2 Giugno 2024

### Camp. Ita. Gran Turismo Sprint GTCup - Pit Times Libere 2

No. Concorrente	Auto		Orario Locale	Pit Time
103 Easy Race	E.PIERANTONI	USCITA BOX	17:35'28.343	
		INGRESSO BOX	17:41'19.590	
		USCITA BOX	17:43'25.090	2'05.500
		INGRESSO BOX	17:49'05.119	
		USCITA BOX	17:54'27.258	5'22.139
		INGRESSO BOX	17:59'27.185	
		USCITA BOX	18:05'10.143	5'42.958
		INGRESSO BOX	18:21'23.436	
106 Pollini Giacomo	G.POLLINI	USCITA BOX	17:30'38.322	
		INGRESSO BOX	17:49'52.587	
		USCITA BOX	17:52'24.162	2'31.575
		INGRESSO BOX	17:56'56.350	
		USCITA BOX	18:07'46.858	10'50.508
109 DL Racing	A.FONTANA	USCITA BOX	17:30'03.650	
		INGRESSO BOX	17:50'13.484	
		USCITA BOX	17:53'00.229	2'46.745
		INGRESSO BOX	17:57'58.544	
		USCITA BOX	18:02'19.619	4'21.075
111 Best Lap	S.PATRINICOLA	USCITA BOX	17:33'32.325	
		INGRESSO BOX	17:42'56.810	
		USCITA BOX	17:45'24.209	2'27.399
		INGRESSO BOX	17:49'07.732	
		USCITA BOX	18:02'29.690	13'21.958
		INGRESSO BOX	18:21'11.739	
121 MM Motorsport	R.MESSINA	USCITA BOX	17:33'06.896	
		INGRESSO BOX	17:37'47.845	
		USCITA BOX	17:38'58.533	1'10.688
		INGRESSO BOX	17:43'15.734	
		USCITA BOX	17:44'36.276	1'20.542
		INGRESSO BOX	17:48'50.416	
		USCITA BOX	17:50'45.293	1'54.877
		INGRESSO BOX	17:55'12.568	
		USCITA BOX	17:58'11.844	2'59.276
		INGRESSO BOX	18:00'47.030	
		USCITA BOX	18:02'11.024	1'23.994
		INGRESSO BOX	18:05'06.605	
		USCITA BOX	18:13'45.225	8'38.620
INGRESSO BOX	18:21'34.798			
133 SP Racing Team	E.PISANI	USCITA BOX	17:42'18.271	
		INGRESSO BOX	17:49'20.340	
155 Milner Christopher	C.MILNER	USCITA BOX	17:30'58.396	
		INGRESSO BOX	17:37'42.390	
		USCITA BOX	17:41'51.849	4'09.459
		INGRESSO BOX	17:46'19.067	
		USCITA BOX	17:50'17.677	3'58.610
		INGRESSO BOX	17:57'52.536	
USCITA BOX	18:05'32.989	7'40.453		

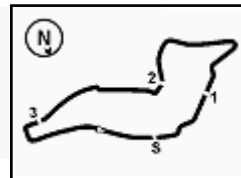


Imola Circuit 4.909 m

## ACI Racing Weekend Imola, 1-2 Giugno 2024

### Camp. Ita. Gran Turismo Sprint GTCup - Pit Times Libere 2

No. Concorrente	Auto		Orario Locale	Pit Time
162 DL Racing	I.BADAWI			
		USCITA BOX	17:32'51.960	
		INGRESSO BOX	17:49'14.684	
		USCITA BOX	17:53'20.979	4'06.295
		INGRESSO BOX	18:12'36.213	
		USCITA BOX	18:14'07.613	1'31.400
163 VSR	I.ZANON			
		USCITA BOX	17:31'28.539	
		INGRESSO BOX	17:42'26.279	
		USCITA BOX	17:45'28.014	3'01.735
		INGRESSO BOX	17:49'23.297	
		USCITA BOX	17:57'21.603	7'58.306
		INGRESSO BOX	17:59'54.715	
		USCITA BOX	18:03'55.790	4'01.075
		INGRESSO BOX	18:16'25.470	
		USCITA BOX	18:18'20.557	1'55.087
169 Raptor Engineering	A.PALMA			
		USCITA BOX	17:35'56.786	
		INGRESSO BOX	17:45'22.277	
172 DL Racing	F.SCIONTI			
		USCITA BOX	17:30'10.576	
		INGRESSO BOX	17:33'54.764	
177 Speed Lover	G.RENMANS			
		USCITA BOX	17:30'29.863	
		INGRESSO BOX	17:46'11.086	
		USCITA BOX	17:53'24.927	7'13.841
		INGRESSO BOX	17:57'54.786	
		USCITA BOX	18:04'11.049	6'16.263
178 Best Lap	M.BUCCI			
		USCITA BOX	17:42'41.439	
		INGRESSO BOX	17:46'33.564	
		USCITA BOX	18:04'25.594	17'52.030
		INGRESSO BOX	18:11'16.311	
		USCITA BOX	18:14'03.970	2'47.659
180 Mertel Motorsport	T.LOVATI			
		USCITA BOX	17:32'06.023	
		INGRESSO BOX	17:34'21.333	
		USCITA BOX	17:37'03.901	2'42.568
		INGRESSO BOX	17:46'20.461	
		USCITA BOX	17:54'43.968	8'23.507
		INGRESSO BOX	18:20'15.543	
196 Target Racing	L.ALI			
		USCITA BOX	17:30'13.394	
		INGRESSO BOX	17:32'39.086	
		USCITA BOX	17:36'18.912	3'39.826
		INGRESSO BOX	17:47'26.316	
		USCITA BOX	17:49'03.547	1'37.231
		INGRESSO BOX	17:51'22.117	
		USCITA BOX	17:54'41.688	3'19.571
		INGRESSO BOX	17:57'36.973	
		USCITA BOX	18:03'28.200	5'51.227
		INGRESSO BOX	18:13'23.286	
201 Scuderia Villorba Corse	L.PRIVITELIO			
		USCITA BOX	17:48'59.881	
		INGRESSO BOX	17:51'24.019	
202 HC Racing	F.D'AURIA			

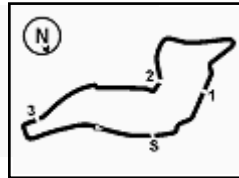


Imola Circuit 4.909 m

## ACI Racing Weekend Imola, 1-2 Giugno 2024

### Camp. Ita. Gran Turismo Sprint GTCup - Pit Times Libere 2

No. Concorrente	Auto		Orario Locale	Pit Time	
202	HC Racing	F.D'AURIA	USCITA BOX	17:30'52.637	
			INGRESSO BOX	17:48'16.178	
			USCITA BOX	17:54'33.338	6'17.160
			INGRESSO BOX	18:08'55.726	
			USCITA BOX	18:11'25.357	2'29.631
205	Best Lap	G.CARBONI	USCITA BOX	17:30'43.988	
			INGRESSO BOX	17:44'15.085	
			USCITA BOX	17:51'06.407	6'51.322
			INGRESSO BOX	17:54'37.586	
			USCITA BOX	17:58'56.093	4'18.507
			INGRESSO BOX	18:02'12.172	
218	Best Lap	G.NALDI	USCITA BOX	17:33'24.691	
			INGRESSO BOX	17:45'13.776	
			USCITA BOX	17:48'10.359	2'56.583
			INGRESSO BOX	17:53'05.769	
			USCITA BOX	17:55'50.739	2'44.970
			INGRESSO BOX	17:58'41.692	
224	ZRS Motorsport	D.POLVERINI	USCITA BOX	17:30'17.429	
			INGRESSO BOX	17:32'37.378	
			USCITA BOX	17:38'08.571	5'31.193
			INGRESSO BOX	17:46'02.600	
			USCITA BOX	17:52'42.278	6'39.678
			INGRESSO BOX	17:57'43.761	
229	Stefanin Giovanni	G.STEFANIN	USCITA BOX	18:04'21.130	6'37.369
			INGRESSO BOX	18:18'29.509	
			USCITA BOX	18:19'56.550	1'27.041
			INGRESSO BOX	18:22'34.861	
233	SP Racing Team	M.ABBATI	USCITA BOX	17:40'55.915	
			INGRESSO BOX	17:49'03.582	
239	Target Racing	H.HAN	USCITA BOX	17:30'26.397	
			INGRESSO BOX	17:50'28.527	
			USCITA BOX	17:55'18.167	4'49.640
			INGRESSO BOX	17:58'03.862	
249	Carminat Ettore	E.CARMINATI	USCITA BOX	17:32'44.097	
			INGRESSO BOX	17:45'37.046	
250	AF Corse	E.BORELLI	USCITA BOX	17:36'15.919	
			INGRESSO BOX	17:47'55.939	
			USCITA BOX	17:52'47.295	4'51.356
272	DL Racing	N.TAGLIAPIETRA	USCITA BOX	17:30'06.521	
			INGRESSO BOX	17:46'56.933	
			USCITA BOX	17:53'44.958	6'48.025
			INGRESSO BOX	18:00'58.483	



Imola Circuit 4.909 m

## ACI Racing Weekend Imola, 1-2 Giugno 2024

### Camp. Ita. Gran Turismo Sprint GTCup - Pit Times Libere 2

No. Concorrente	Auto		Orario Locale	Pit Time
<b>272</b> DL Racing	N.TAGLIAPIETRA	USCITA BOX	18:03'30.576	2'32.093
<b>277</b> Locke Mark Adrian	M.LOCKE	USCITA BOX	17:31'52.380	
		INGRESSO BOX	17:45'58.839	
		USCITA BOX	17:52'00.777	6'01.938
		INGRESSO BOX	17:56'53.286	
		USCITA BOX	18:04'50.236	7'56.950
		INGRESSO BOX	18:13'56.120	
		USCITA BOX	18:16'23.566	2'27.446
<b>280</b> Briselli Victor	V.BRISELLI	USCITA BOX	17:34'56.314	
		INGRESSO BOX	17:44'05.948	
		USCITA BOX	17:48'03.999	3'58.051
		INGRESSO BOX	18:18'54.305	
<b>281</b> Mertel Motorsport	M.LA MARCA	USCITA BOX	17:31'07.424	
		INGRESSO BOX	17:39'39.722	
		USCITA BOX	17:41'49.926	2'10.204
		INGRESSO BOX	17:48'00.592	
		USCITA BOX	17:54'49.486	6'48.894
<b>288</b> HC Racing	A.CLEMENTI PISANI	USCITA BOX	17:30'32.651	
		INGRESSO BOX	17:37'06.172	
		USCITA BOX	17:38'39.483	1'33.311
		INGRESSO BOX	17:46'13.102	
		USCITA BOX	17:54'05.846	7'52.744
		INGRESSO BOX	18:03'09.345	
		USCITA BOX	18:05'04.694	1'55.349